

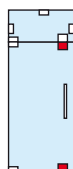
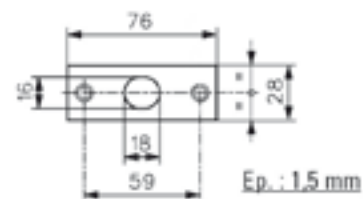
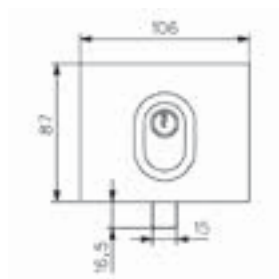
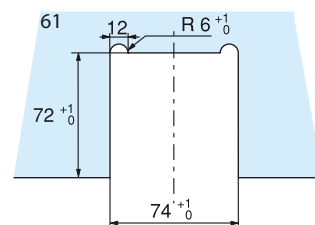
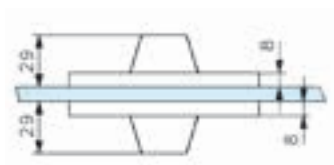
Serrures basses , boîtier gâche et gâche séries 1358



Caractéristiques techniques

- Pour verre trempé de 10 mm
- Montage sur encoche 61
- Pêne monobloc avec bague anti-sciage
- A cylindre profil européen panneton DIN (norme DIN 18254)
- Livré avec 1 gâche plate et 3 clés

1358



Références



Serrure basse avec cylindre à 2 entrées de clé



Laiton poli



Chromé brillant



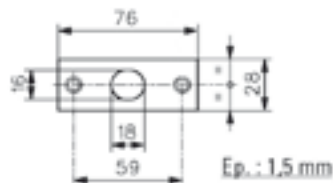
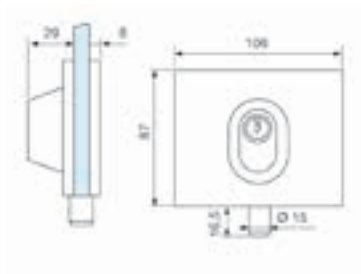
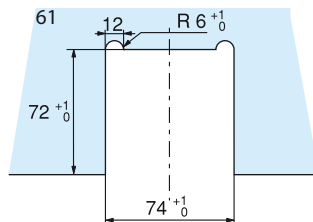
Chromé mat

1358.00.0

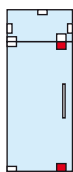
1358.30.0

1358.31.0

1353



Pentures,
serrures et pièces
de fixation



Références



Serrure basse à une entrée de clé



Chromé brillant

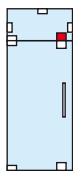
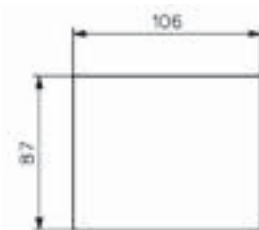
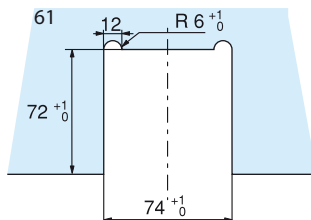
1353.30.0



Chromé mat

1353.31.0

1359



Références



Boîtier gâche pour serrures 1352, 1353, 1357 et 1358



Chromé brillant

1359.30.0



Chromé mat

1359.31.0